




FOY'S EPICS EVENTS

In this issue:

V9 STATUS UPDATE	2
2014 EPICS USER CONFERENCE	3
EPICS V9 ENHANCED FEATURES	5
FOY INC HOLIDAY SCHEDULE.....	9
EPICS TRAINING OPPORTUNITIES.....	9
EPICS CUSTOMER LIST.....	10



V9 Status Update

EPICS V9 has come a long way! Currently in limited beta testing, we are on target to release the full version of EPICS V9 in the first quarter of 2014. The beta testing responses have been very helpful in fine tuning the software. We are excited about how the product is coming together.

“This is very user friendly,” and “This is good, everything is much easier to find and use.”

As we get closer to the release, we will have a number of resources available to help you with the transition from V8 to V9. Obviously one of your greatest concerns is user training. We believe the adjustment to V9 should be a fairly smooth one. We were quite pleased with user responses in one of our beta testing scenarios where daily users from one of our long standing customers had plenty of hands on opportunities with V9. As folks from different departments came in and made use of EPICS V9 for the first time, we repeatedly heard things like, “This is very user friendly,” and “This is good, everything is much easier to find and use.” Honestly, that’s one of the main things we wanted to hear from the people who use EPICS day in and day out. There will definitely be a short period of adjustment, but we are confident that the advantages far outweigh the brief time of acclimation.

One of the resources that we will make available to aid in the transition is a series of [demonstration videos](#), similar to what we currently have on our website for [V8](#). In fact, we have already released the first V9 demonstration video, entitled [EPICS V9 : User Orientation](#). It is designed to give users a first look at the new ribbon, screen layout, and control panel in V9. Once users get a feel for how to navigate the new software, which is a much more intuitive experience, we believe they will quickly adjust and take advantage of the improvements in V9. Have a look at the [video](#) for yourself!

Here are just some of the tasks we’ve undertaken in the process of developing V9.

- Completely re-write the software on an updated platform that allows for even further future development and enhancement.
- Fine tune the user interface so that the experience is much more intuitive and thus user friendly.
- Eliminate technical jargon and abbreviations where possible so that users can more readily identify and access data.
- Incorporate as many wish-list items from the 2013 User’s Conference as possible while paving the way to include more wish-list items in future updates.
- Take into consideration our regular communication with customers and incorporate suggestions and requests where possible while creating opportunities for future updates and enhancements.

- Improve both form (screen layout) and functionality (processes) while at the same time maintaining familiarity so that users will be able to quickly adapt.
- Give you all the same capabilities you have in V8, while often improving upon or expanding upon those capabilities.
- Occasionally get some sleep.
- Write and update the Help documentation for V9.
- Test, tweak, test, tweak, test, tweak, and then test some more.

This is just a partial list, but you get the idea. We believe we have struck a great balance in V9 of achieving these tasks and more. V9 is a big step forward and we eagerly anticipate its release in 2014.

2014 EPICS User Conference

April 13th – 16th 2014



We are looking forward to discussing EPICS V9 with you next year in San Antonio, Texas! Join us at the [Omni La Mansión del Rio](#) for an exciting conference with an exceptional atmosphere.

This beautiful historical hotel is right on the River Walk in downtown San Antonio. This puts you within walking distance of a vast array of fine dining and entertainment, as well as historical sites like the Alamo, the Spanish Governor's Palace, El Mercado, and many more famous landmarks.

While there is amazing culture to be enjoyed along the river walk and in downtown San Antonio, the accommodations are so nice, you may not want to leave the hotel.



Make your reservations soon [here](#). Rooms will be available at a discounted rate of **\$179.00** until **March 21st 2014**. The group code is entered automatically for you when you click on the link above, but should you need it for any reason, it is: **17900103903**

You won't want to miss this V9 conference! There will be tons of helpful V9 information and outstanding surroundings with something for every taste.



We'll have a conference website coming soon at www.foyinc.com that will have all of the remaining details.



Be sure to read on to get an inside look at just some of the new features we'll be discussing!

EPICS V9 Enhanced Features

Here's a sneak peak of just some of the enhanced features you can look forward to in EPICS V9:

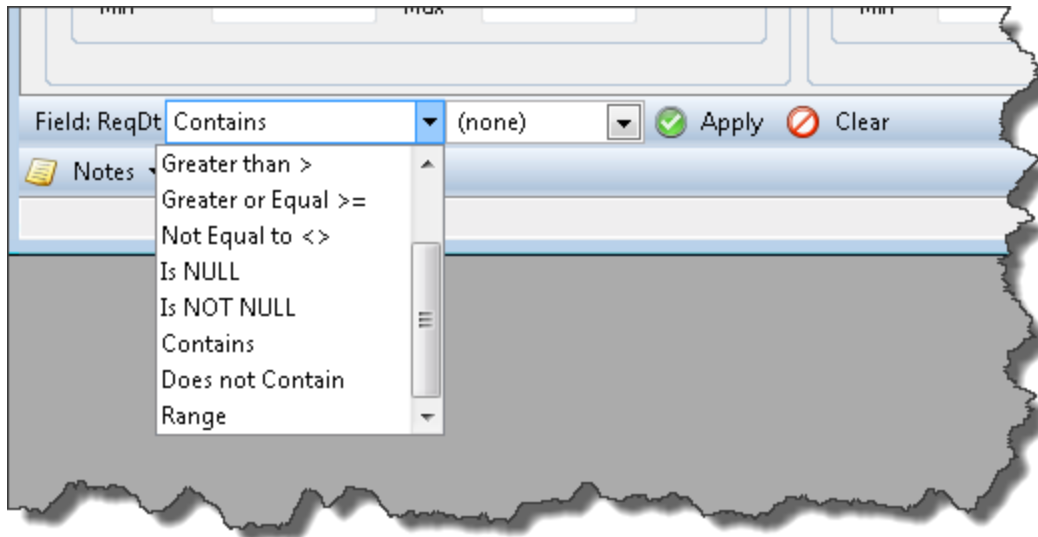
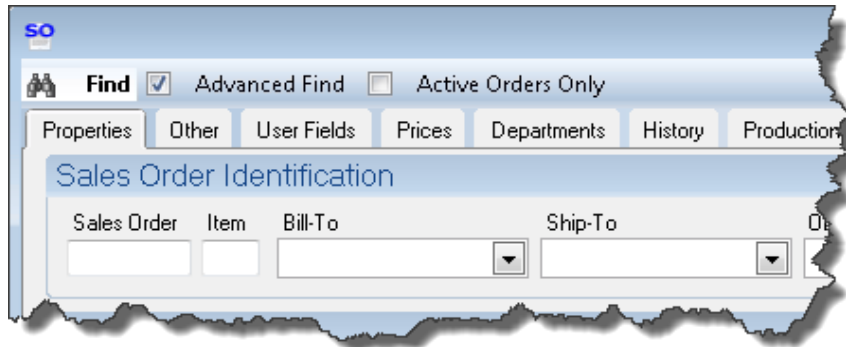
- The Press and Downstream Department Schedule screens now have drag and drop capability. This will allow users to schedule items by dragging them from the unscheduled workorders section on the bottom of the the screen to the appropriate date and shift on the top of the screen. Items can then be rearranged by dragging them to desired locations.

The screenshot displays the 'Press Schedule' application window. At the top, there are tabs for 'Grid View' and 'Chart View'. Below this is a 'Press Selection' section with dropdown menus for 'Extrusion Department' (set to 'EXTRUDE-FAR') and 'Press' (set to 'PRESS 1-7"'). There is also a checkbox for 'Group Schedule by Date and Shift'. The main area is a Gantt chart with a time axis from 00:00 to 10:00. It shows three shifts: 04/02-2, 04/05-2, and 12/03-1. Various workorder numbers are placed within the shift bars. A tooltip for '04/02/2013 Shift 2' indicates a 'Shift Length: 03:07'. Below the Gantt chart is the 'Unscheduled Workorders' table.

Seq	SchedDt	Shift	Press	Cont	PlanDt	Priority	SONum	Item	Lot	MWONum	DieNum	Alloy	Temper	Type	FinCode	Customer	Lb	
Grand Total								173										8198
			1	7	03/22/2011	9	13092	7 1A11		0	03415	6005	T5	P	103	Anthony England LLC	44	
			1	7	03/22/2011	9	13094	1 1A11		0	03416	6005	T5	P	103	Anthony England LLC		
			1	7	03/22/2011	9	13094	2 1A11		0	03416	6005	T5	P	103	Anthony England LLC		
			1	7	04/25/2011	9	13129	3 1A11		00337	6063	T5	P	201	Elecuial PLC			
			1	7	04/25/2011	9	13129	4 1A11		00704	6063	T5	P	201	Elecuial PLC			
			1	7	04/25/2011	9	13129	5 1A11		01093	6060	T5	P	201	Elecuial PLC			
			1	7	08/11/2011	0	13179	1 2A11		02147	6063	T5	P	000	Elecuial PLC			
			1	7	05/26/2011	0	13217	1 1A11		CUSTOMER	N/A	N/A	P	000	Elecuial PLC			
			1	7	10/26/2011	0	13223	1 1A11		0 00008	6063	T5	P	000	Elecuial PLC		16	
			1	7	04/29/2013	9	13264	3 1A11		0 00008	6063	T5	P	000	Elecuial PLC			
			1	7	04/29/2013	9	13264	4 1A11		00010	6063	T5	P	000	Elecuial PLC		12	
			1	7	04/29/2013	9	13264	1 1A11		0 02147	6063	T5	P	000	Elecuial PLC		28	
			1	7	04/29/2013	9	13264	2 1A11		0 02147	6063	T5	P	000	Elecuial PLC		28	

At the bottom of the window, there is a utility bar with the text 'Add Selected to Schedule for Date: 12/4/2013 Shift: Seq #: 3 Utilities'.

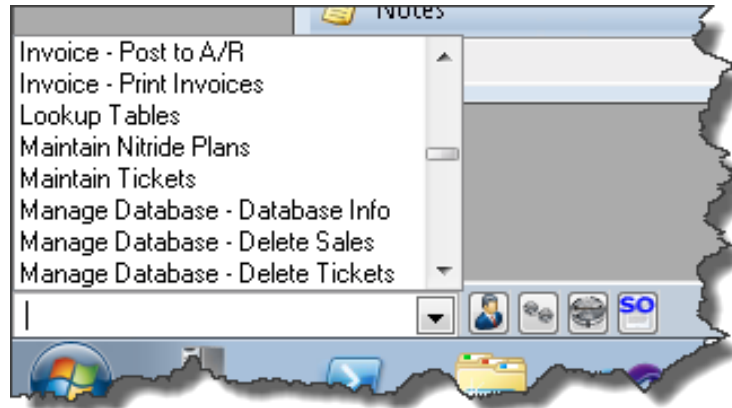
- Maintenance screens now have enhanced search capabilities including an 'Advanced Find' and an 'Active Orders Only' option. The Advanced find expands upon the search operator capabilities in V8.



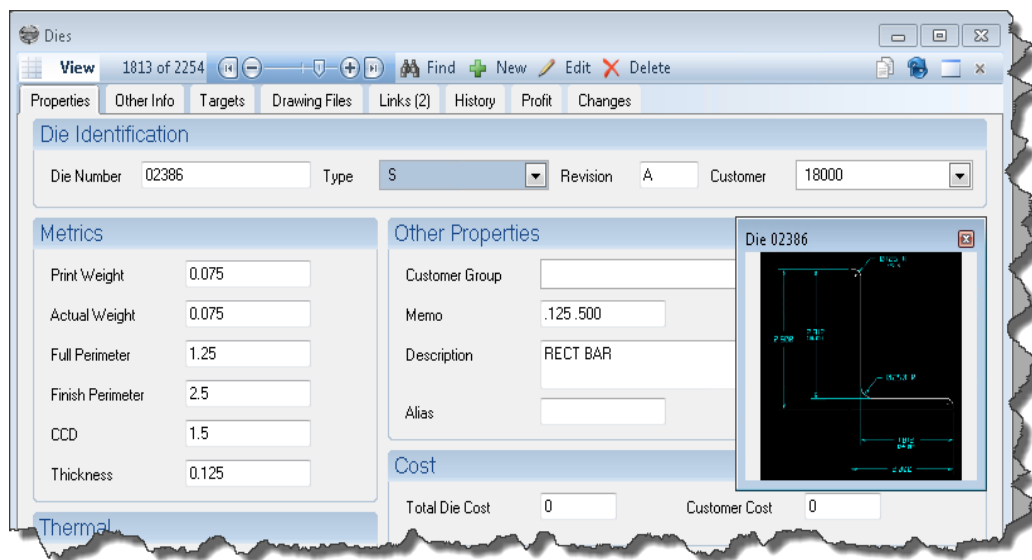
- User Permissions have been expanded. Administrators can now optionally drill down and assign permissions on the 'Add New', 'Edit', and 'Delete' levels.

[-] frmCust	Maintain Customer Master	WRITE	NONE
[-] frmCust	Allow 'Add New'	YES	
[-] frmCust	Allow 'Edit'	YES	
[-] frmCust	Allow 'Delete'	NO	
[+] frmCustGroup	Maintain Customer Groups	WRITE	NONE
[-] frmCustInternalNote	Maintain Internal Notes about	WRITE	

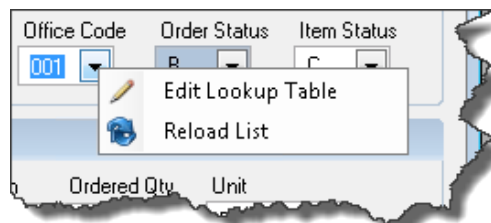
- A new quick access bar has been added to the bottom of EPICS V9 to allow access to any screen from a drop-down list and to jump to any open screen via the open screen buttons. (Also keep in mind – if you are using multiple monitors, you can now undock any screen and move it to another monitor.)



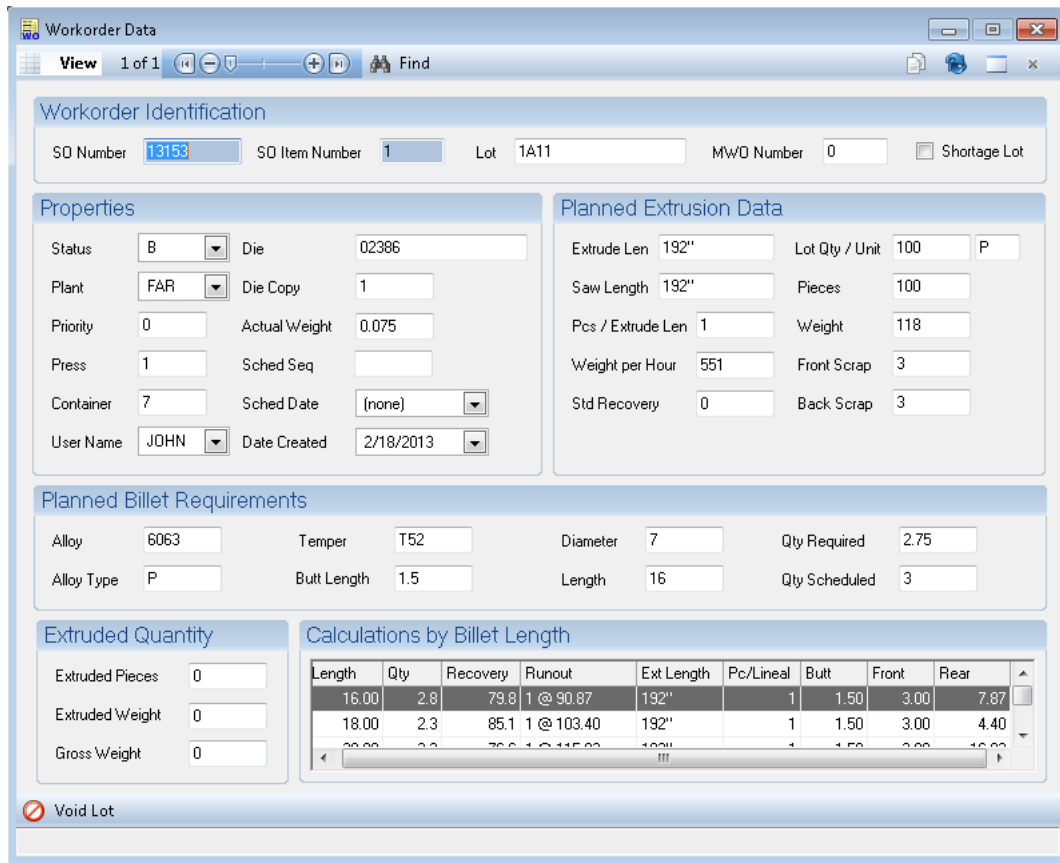
- Dies now have a thumbnail view that can also be accessed by right-clicking on a die number from almost anywhere in EPICS. When you have inquired on multiple dies and have a thumbnail open, you can scroll through the records with the thumbnails visible.



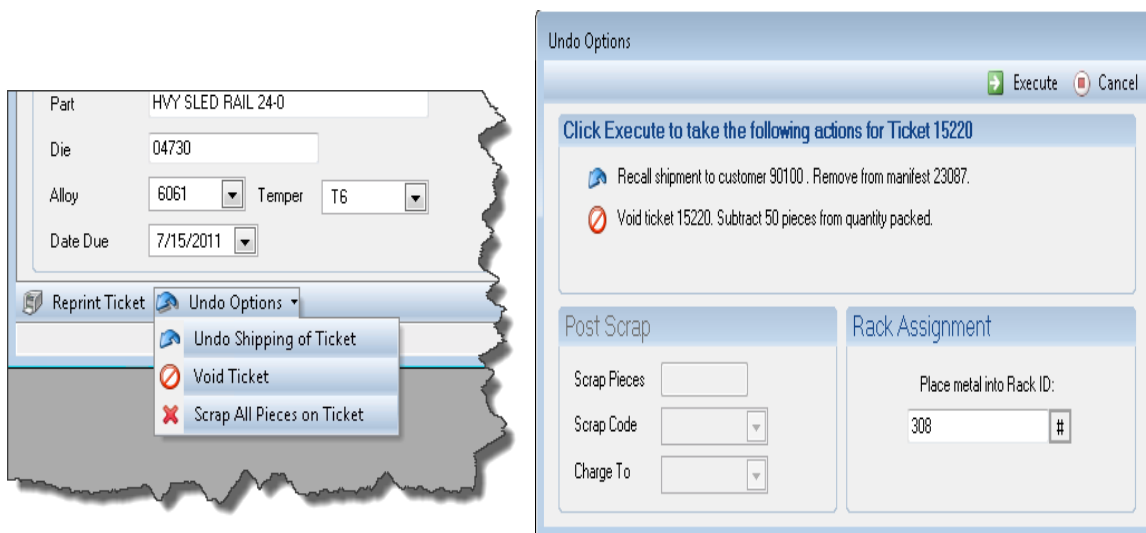
- Lookup tables can now be quickly accessed and refreshed without having to close and re-open screens.



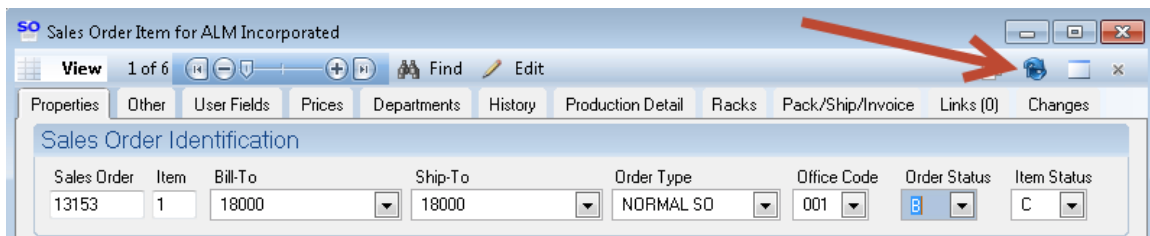
- Workorder data is more accessible and better organized. Right clicking an order item number will give you access to the newly designed workorder data screen.



- Maintaining tickets is now much easier with new 'Undo Options' to guide users through unshipping, voiding, and scrapping ticket processes.



- Maintenance screens can be refreshed now, so there is no need to re-inquire (renamed 'Find' in V9) on records in order to see updated information.



Again, this is just a glimpse at a few of the many enhancements that are on the way in EPICS V9. We look forward to discussing these and many more in much greater detail at the 2014 User's Conference. Keep in mind that we'll be releasing helpful demo videos in the meantime.

Foy Inc Holiday Schedule

Warm Season's Greetings from all of us at Foy Inc! Our offices will be **closed** from **Dec. 23rd to Jan 1st**. We will continue to monitor the Help Desk during this time, so if you have an emergency, send your email to help@foyinc.com.

EPICS Training Opportunities



EPICS classroom training sessions are held at the Foy Inc offices in Farmersville, Texas. The next class is scheduled for January 13-16, and **you must register for this class by January 6th**. Several customers have already registered and space is limited, so the sooner the better. This is a **V8** training class. We will announce V9 training classes in the coming months.

Please visit the [Classes](#) page of our website for more details EPICS and Report training.

Remember to look for more [V9 demos](#) to be available at the beginning of the year to assist with transitioning users from EPICS V8 to V9. For now, check out the brief [V9 User Orientation](#) video if you haven't already.

EPICS Customer List
On any given day
EPICS is helping over 14,000 people
at 98 extrusion plants around the world.

Aacoa Extrusions – Niles, Michigan
 Aerolite Extrusion – Youngstown, Ohio
 Alenco – Bryan, Texas
 Almag Aluminum Inc. – Brampton, Ontario
 Almax Aluminium – Brisbane, Australia
 Altec – Jeffersonville, Indiana
 Aluminio de Baja California (ABC) – Tijuana, Mexico
 Aluminio de Centro América – San Salvador, El Salvador
 Aluminio Del Caribe– San Juan, Puerto Rico
 Aluminum Extrusions Inc – Senatobia, Miss.
 American Aluminum Extrusions – Canton, Ohio
 American Aluminum Extrusions – Beloit, WI
 American Aluminum Extrusions – Roscoe, Illinois
 Anaheim Extrusions (UMEX) – Anaheim, California
 APEL Extrusions Ltd. – Calgary, Alberta
 APEL Extrusions – Portland, Oregon
 Apex Aluminum Extrusions – Langley, BC, Canada
 Arch Aluminum – Miami, Florida
 Architectural & Metal Systems – Cork, Ireland
 Ascend Custom Extrusions – Wylie, Texas
 Astro Shapes – Struthers, Ohio
 Benada Aluminum – Medley, Florida
 Bristol Aluminum – Levittown, Pennsylvania
 Briteline Extrusions – Summerville, S. Carolina
 BRT Extrusions – Niles, Ohio
 CanArt – Brampton, Ontario
 Capral Extrusions – Angaston, Australia
 Capral Extrusions – Penrith, Australia
 CanArt – Tecumseh, Ontario
 Central Aluminum – Columbus, Ohio
 Claridge Products – Harrison, Arkansas
 Crown Extrusions, Chaska, Minnesota
 Crystal Extrusion Systems – Union, Missouri
 EFCO – Monett, Missouri
 Extrudex – Weston, Ontario
 Extrudex – Bernières, Quebec
 Extrudex – North Jackson, Ohio
 FISA – Guayaquil, Ecuador
 Frontier Aluminum – Corona, California
 G. James – Brisbane, Australia
 G. James – Sydney, Australia
 Hulamin – Pietermaritzburg, South Africa
 Hulamin – Capetown, South Africa
 Hulamin – Olifantsfontein, South Africa
 Independent Extrusions (INEX) – Hamilton, New Zealand
 Independent Extrusions (INEX) – Brisbane, Australia
 Independent Extrusions (INEX) – Melbourne, Australia
 International Extrusions – Garden City, Michigan
 International Extrusion Corp. (UMEX) – Waxahachie, Texas
 Jalex – Kingston, Jamaica
 Keymark Corporation – Fonda, New York
 Keymark Corporation – Lakeland, Florida
 Keymark Corporation – Orlando, Florida
 LCI – Goshen, Indiana
 MI Metals, Inc – Smyrna, Tennessee
 MI Metals, Inc – Millersburg, Pennsylvania
 MI Metals, Inc – Oldsmar, Florida
 MI Metals, Inc – Prescott Valley, Arizona
 Mid-America Extrusions – Indianapolis, Indiana
 Midwest Aluminum – Withee, Wisconsin
 Nanshan America – Lafayette, Indiana
 Nigalex – Lagos, Nigeria
 Non-Ferrous Extrusion – Houston, Texas
 Oldcastle (Vista Wall Arch. Products) – Midway, Tennessee
 Oldcastle (Vista Wall Arch. Products) – Terrell, Texas
 Orrvilon (Holtec) – Orrville, Ohio
 Patrick Metals (UMEX) – Mishawaka, Indiana
 Pennex – Leetonia, Ohio
 Pennex – Wellsville, Pennsylvania
 Perfiles de Aluminio.– San Juan, Puerto Rico
 Postal Aluminum – Cassopolis, Michigan
 Press Metals – Cumming, Georgia
 Pries Enterprises – Independence, Iowa
 PT Alumindo Perkasa – Jakarta, Indonesia
 PT Indal – Surabaya, Indonesia
 Profile Extrusions – Rome, Georgia
 Profile (RJS Precision Ext.) – Phoenix, Arizona
 Schimmer Metal – Bangkok, Thailand
 Selaco Aluminium – Johar, Malaysia
 Service Center Metals – Prince George, Virginia
 Sierra Aluminum – Fontana, California
 Silver City Aluminum -- Taunton, Mass
 Sierra Aluminum – Riverside, California
 Spectra Aluminum – Bradford, Ontario
 Star Extruded Shapes, Canfield, Ohio
 Superior Extrusion – Gwinn, Michigan
 Superior Metal Shapes – Chino, California
 Sun Valley Extrusions – Los Angeles, California
 Tecnoglass – Barranquilla, Columbia
 Taber Extrusions – Gulfport, Mississippi
 Taber Extrusions – Russellville, Arkansas
 Tifton Extrusions – Tifton, Georgia
 Tri-City Extrusion – Bristol, Tennessee
 Tubelite – Reed City, Michigan
 Universal Molding (UMEX) – Downey, California
 Vitex – Franklin, New Hampshire
 Wakefield Engineering – Pelham, New Hampshire
 Western Extrusion – Carrollton, Texas
 Zarbana Industries – Columbiana, Ohio

Foy Inc

111 Farmersville Pkwy, Suite 100
Farmersville, TX 75442
 Phone: 972-782-7282
 Fax: 972-782-7130

Web: www.foyinc.com

Jim Foy: jim@foyinc.com
 John Stenger: john@foyinc.com
 Scott Wilson: scott@foyinc.com
 Jason Naff: jason@foyinc.com
 Stacy Coleman-Foley: stacy@foyinc.com
 General Information: info@foyinc.com
 Help: help@foyinc.com